

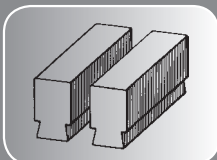
SM 34 - 40 - 50 - 60

Prensa Martelo
Powerhammer
Martillo Pneumatico



- ▶ Pergunte sobre ferramentas especiais
- ▶ Ask for special tool list.
- ▶ Pregunte sobre herramientas especiales



ESTANDAR 1 jogo
STANDARD 1 set
ESTÁNDAR 1 juego



1101 for SM 34,40 120x60
2101 for SM 50,60 120x60



- ▶ Sem suprimento de ar
- ▶ No external air supply is necessary
- ▶ Sin necesidad de aire

ESPECIFICAÇÕES TÉCNICAS E ACESSÓRIOS ESTANDAR

- Estrutura em aço soldado
- Trabalho por pressão de ar
- Lubrificação pneumática
- Contrôlo por pedal
- Botão de parada de emergência
- Proteção plástica frontal
- Pedal com capa protetora
- Motor com proteção elétrica
- Punção e Matriz intercambiáveis

TECHNICAL SPECIFICATIONS AND STANDARD ACCESSORIES

- Steel welded frame models
- Air Pressure Pneumatic working
- Pneumatic Lubrication System
- By foot control
- Emergency stop button
- Plastic piston cover
- Foot protective sheet cover
- Motor protective switch
- Heads of hammer and anvil are interchangeable

ESPECIFICACIONES TÉCNICAS Y ACCESÓRIOS DE SERIE

- Estructura en acero soldado
- Trabajo por presión de aire
- Lubricación neumática
- Control por pedaler
- Botón de paro de emergencia
- Protección plástica frontal
- Pedalera con capa protectora
- Motor con protección eléctrica
- Punzón y Matriz intercambiables

MODELO MODEL MODELO		SM 34	SM 40	SM 50	SM 60
Carga Nominal Nominal Dropping Weight Carga Nominal	kg	ca.34	ca.40	ca. 50	ca.60
Golpes por minuto Number of hits per minute Golpes por minuto	rpm	220	220	220	220
Motor Motor power	kW	4	4	5.5	5.5
Motor		1400-rpm	1400-rpm	1400-rpm	1400-rpm
Curso Hit stroke Recogido	mm	max. 200	max. 200	max. 230	max. 230
Comprimento Length Largo	mm	1300	1270	1600	1600
Largura Width Ancho	mm	710	780	900	900
Altura Height Altura	mm	1220	1330	1595	1595
Peso Weight Peso	kg	540	640	1150	1175

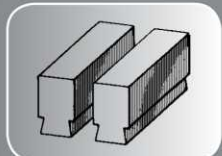
- ▶ Padrão1 jogo de matriz
- ▶ Standard 1 set flat hammer die and amboss
- ▶ Estándar 1 juego de matriz



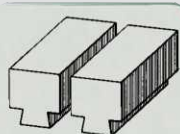
- ▶ Visite www.sahinler-forge.com veja mais produtos ornamentais
- ▶ Visit www.sahinler-forge.com for more ornamental iron products
- ▶ Visite nuestro sitio www.sahinler-forge.com



STANDART 1 takım
STANDARD 1 set
СТАНДАРТНЫЙ 1 КОМПЛЕКТ



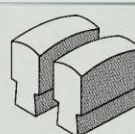
1101 for SM 34.40 120x60
2101 for SM 50.60 120x60



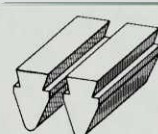
1102 for SM 34.40 130x80
2102 for SM 50.60 160x80



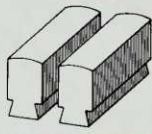
1103 for SM 34.40 175 mm Ø
2103 for SM 50.60 200 mm Ø



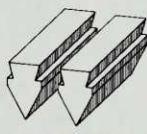
1104 for SM 34.40 100x60
2104 for SM 50.60 100x60



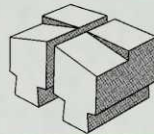
1105 for SM 34.40 120x60
2105 for SM 50.60 120x60



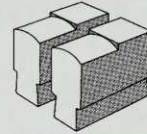
1106 for SM 34.40 100x60
2106 for SM 50.60 120x60



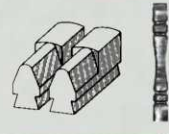
1107 for SM 34.40 120x60
2107 for SM 50.60 120x60



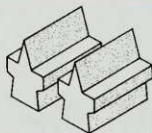
1108 for SM 34.40 130x60
2108 for SM 50.60 130x60



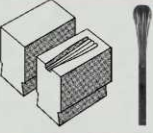
1109 for SM 34.40 120x60
2109 for SM 50.60 120x60



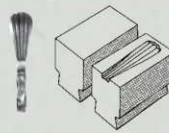
1110 for SM 34.40 120x60
2110 for SM 50.60 120x60



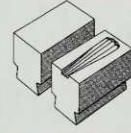
1111 for SM 34.40 L 100
2111 for SM 50.60 L 110



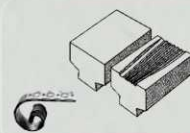
1112 for SM 34.40 100x60
2112 for SM 50.60 100x60
12x6 mm



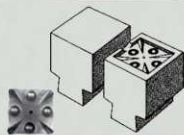
1113 for SM 34.40 120x60
2113 for SM 50.60 120x60
16x8 mm



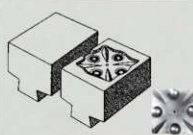
1114 for SM 34.40 120x80
2114 for SM 50.60 120x80
20x6 mm



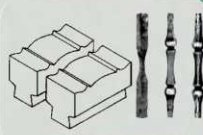
1115 for SM 34.40 130x80
2115 for SM 50.60 130x80
40x8 mm



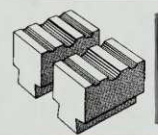
1116 for SM 34.40 80x80
2116 for SM 50.60 80x80
60x60 mm



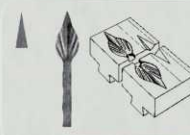
2117 for SM 50.60 100x100
80x80 mm



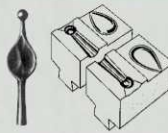
2118 for SM 50.60 160x80



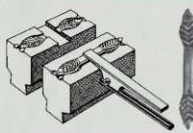
1119 for SM 34.40 100x80
2119 for SM 50.60 130x80



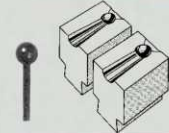
1124 for SM 34.40 120x100
2124 for SM 50.60 120x100
12x12 mm



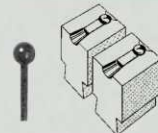
1125 for SM 34.40 120x70
2125 for SM 50.60 120x70
mm Ø



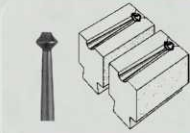
1127 for SM 34.40 135x60
2127 for SM 50.60 135x60



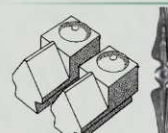
1128 for SM 34.40 70x60 Ø 12 mm
2128 for SM 50.60 70x60 Ø 12 mm
1129 for SM 50.60 70x60 Ø 16 mm
2129 for SM 50.60 70x60 Ø 16 mm



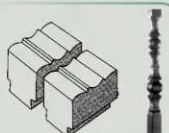
1130 for SM 34.40 70x60 Ø 12 mm
2130 for SM 50.60 70x60 Ø 12 mm
1131 for SM 50.60 70x60 Ø 16 mm
2131 for SM 50.60 70x60 Ø 16 mm



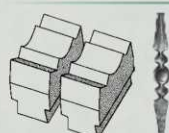
1132 for SM 34.40 70x60 Ø 12 mm
2132 for SM 50.60 70x60 Ø 12 mm



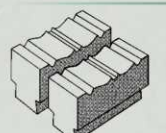
1133 for SM 34.40 120x60
2133 for SM 50.60 120x60



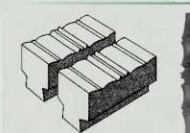
1134 for SM 34.40 100x60
2134 for SM 50.60 100x60



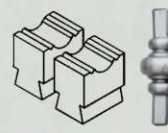
1135 for SM 34.40 130x60
2135 for SM 50.60 130x60



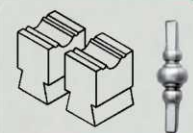
2136 for SM 50.60
160x80



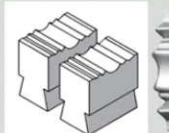
2137 for SM 50.60
160x80



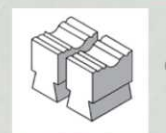
1138 for SM 34.40 100x60
2143 for SM 50.60 100x60



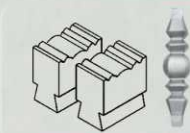
1139 for SM 34.40 100x60
2139 for SM 50.60 100x60



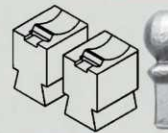
2140 for SM 50.60 160x80



1141 for SM 34.40 140x60
2141 for SM 50.60 150x60



2142 for SM 50.60 180x80



1143 for SM 34.40 100x60
2143 for SM 50.60 100x60



1144 for SM 34.40 100x60
2144 for SM 50.60 120x60